

**Tile Reference:**

TL840 087



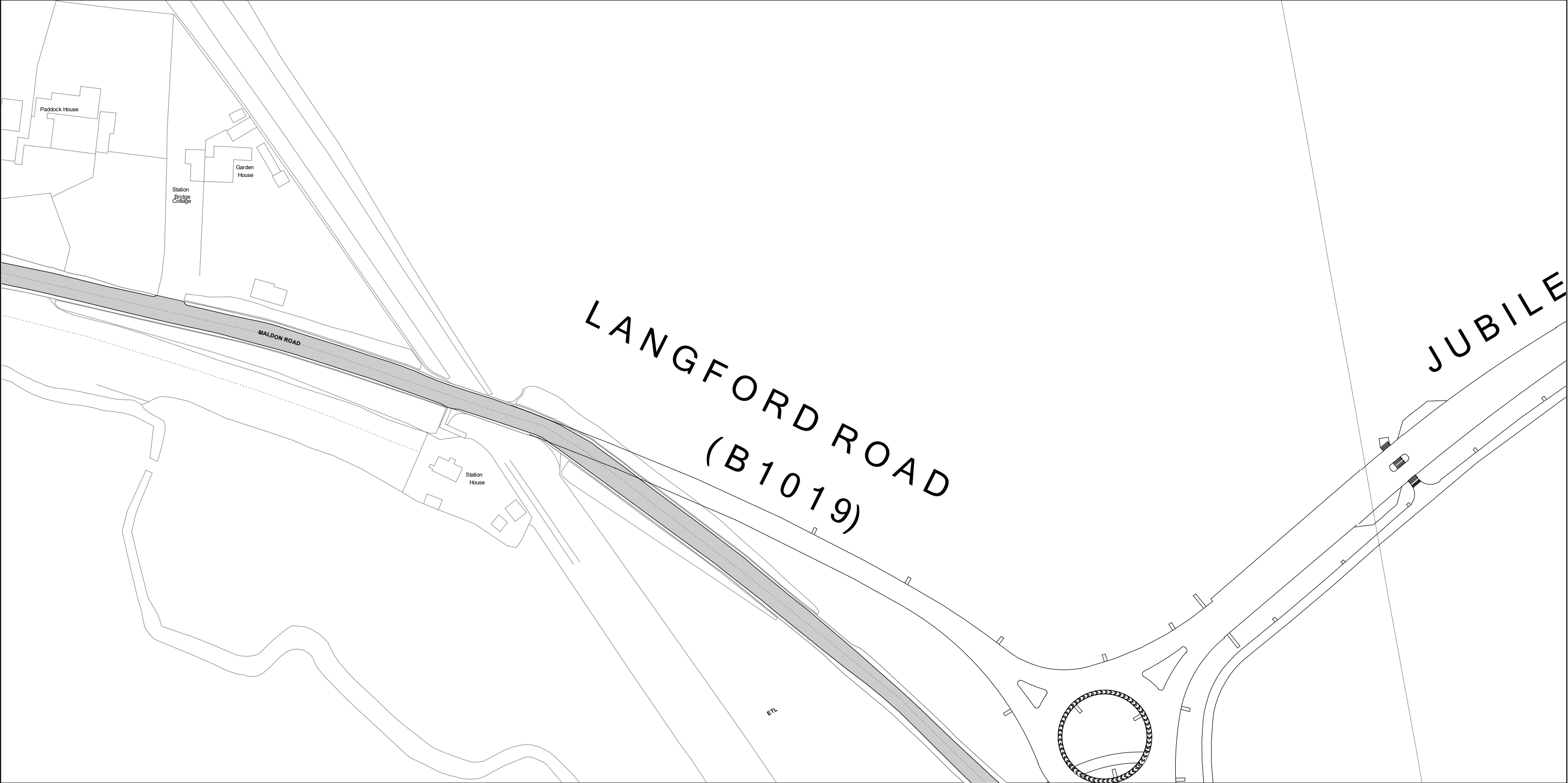
The South Essex Parking Partnership  
Civic Centre  
Duke Street  
Chelmsford  
CM1 1JE



Essex County Council  
County Hall  
Chelmsford  
Essex

Sheet Revision Number: 0

Sheet Active From: 16/12/2024



**SEE STATIC MAP SCHEDULE LEGEND FOR RESTRICTIONS DISPLAYED**



**Scale -** 1 : 1250 @ A3 0 Metres 100

**Title - South Essex Partnership -Street Waiting, Loading and Parking Plans**

Produced from Ordnance Survey 1:1250 mapping with permission of the Controller of Her Majesty's Stationary Office (c) Crown Copyright Licence No. OS AC0000823868. Unauthorised reproduction infringes Crown Copyright and may lead to prosecution or Civil Proceedings

This copy has been made by or with the authority of the Head of Legal Services of Essex County Council, pursuant of section 47 of the Copyright, Designs and Patents Act 1988 ('the Act'). Unless the Act provides a relevent exception to copyright, the copy must not be copied without the prior permission of the copyright owner.

Tile Reference:

TL840 087



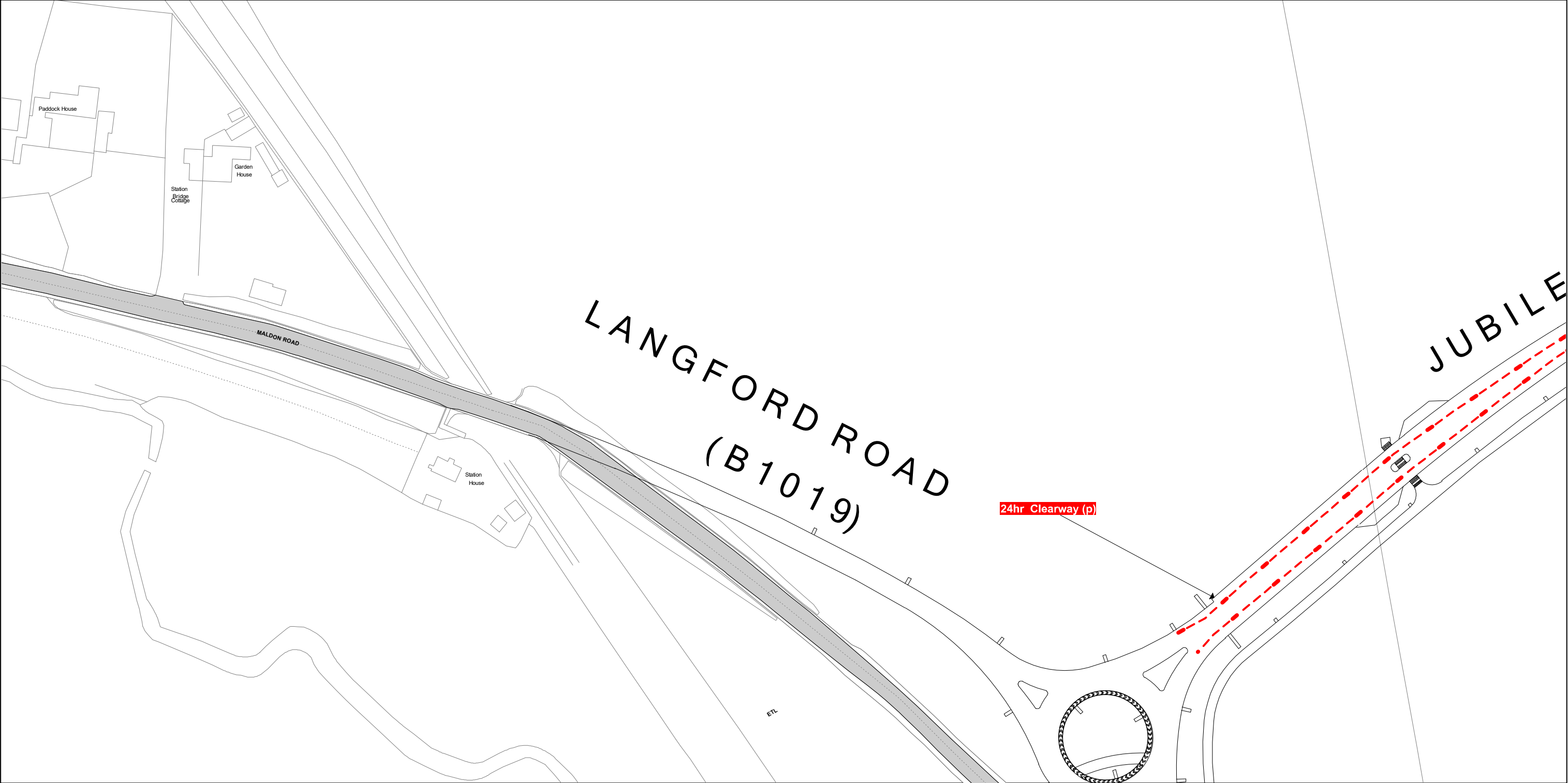
The South Essex Parking Partnership  
Civic Centre  
Duke Street  
Chelmsford  
CM1 1JE



Essex County Council  
County Hall  
Chelmsford  
Essex

Sheet Revision Number: 1

Sheet Active From: TBC



SEE STATIC MAP SCHEDULE LEGEND FOR RESTRICTIONS DISPLAYED



Scale - 1 : 1250 @ A3 0 Metres 100

Title - South Essex Partnership -Street Waiting, Loading and Parking Plans

Produced from Ordnance Survey 1:1250 mapping with permission of the Controller of Her Majesty's Stationary Office (c) Crown Copyright Licence No. OS AC0000823868. Unauthorised reproduction infringes Crown Copyright and may lead to prosecution or Civil Proceedings

This copy has been made by or with the authority of the Head of Legal Services of Essex County Council, pursuant of section 47 of the Copyright, Designs and Patents Act 1988 ('the Act'). Unless the Act provides a relevent exception to copyright, the copy must not be copied without the prior permission of the copyright owner.

Tile Reference:

TL845 087



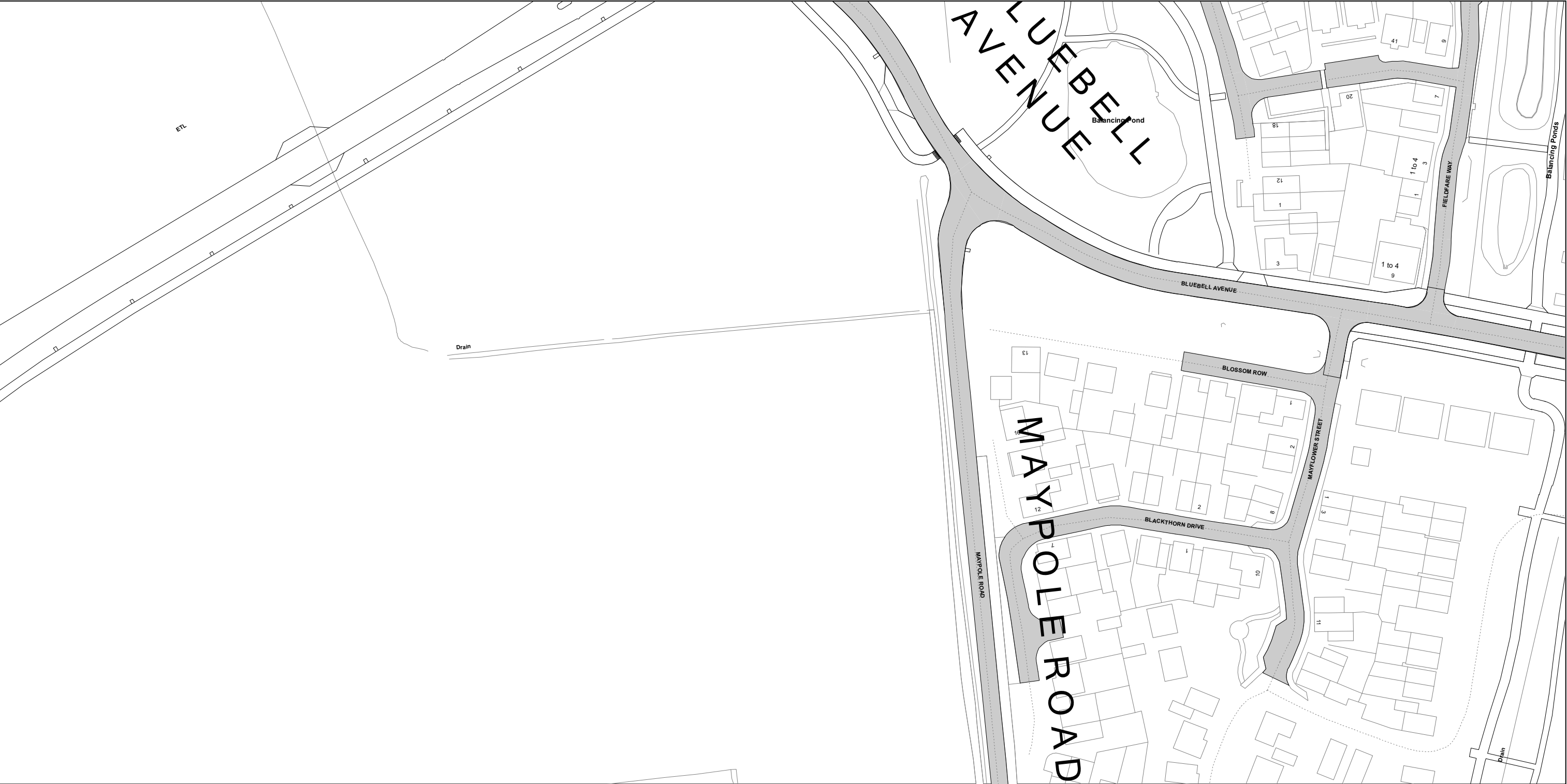
The South Essex Parking Partnership  
Civic Centre  
Duke Street  
Chelmsford  
CM1 1JE



Essex County Council  
County Hall  
Chelmsford  
Essex

Sheet Revision Number: 0

Sheet Active From: 16/12/2024



SEE STATIC MAP SCHEDULE LEGEND FOR RESTRICTIONS DISPLAYED



Scale - 1 : 1250 @ A3 0 Metres 100

Title - South Essex Partnership -Street Waiting, Loading and Parking Plans

Produced from Ordnance Survey 1:1250 mapping with permission of the Controller of Her Majesty's Stationary Office (c) Crown Copyright Licence No. OS AC0000823868. Unauthorised reproduction infringes Crown Copyright and may lead to prosecution or Civil Proceedings

This copy has been made by or with the authority of the Head of Legal Services of Essex County Council, pursuant of section 47 of the Copyright, Designs and Patents Act 1988 ('the Act'). Unless the Act provides a relevent exception to copyright, the copy must not be copied without the prior permission of the copyright owner.

Tile Reference:

TL845 087



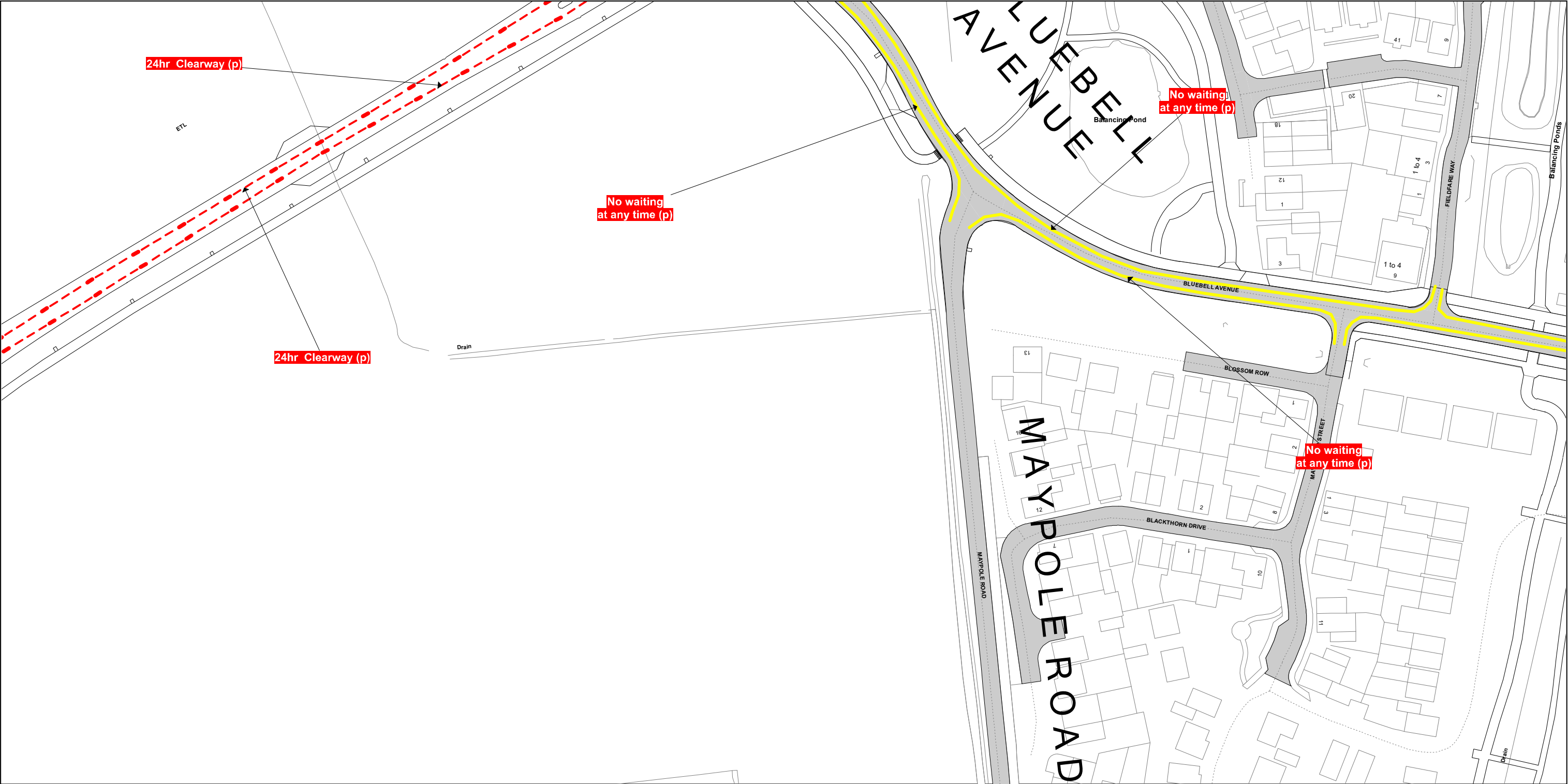
The South Essex Parking Partnership  
Civic Centre  
Duke Street  
Chelmsford  
CM1 1JE



Essex County Council  
County Hall  
Chelmsford  
Essex

Sheet Revision Number: 1

Sheet Active From: TBC



SEE STATIC MAP SCHEDULE LEGEND FOR RESTRICTIONS DISPLAYED



Scale - 1 : 1250 @ A3 0 Metres 100

Title - South Essex Partnership -Street Waiting, Loading and Parking Plans

Produced from Ordnance Survey 1:1250 mapping with permission of the Controller of Her Majesty's Stationary Office (c) Crown Copyright Licence No. OS AC0000823868. Unauthorised reproduction infringes Crown Copyright and may lead to prosecution or Civil Proceedings

This copy has been made by or with the authority of the Head of Legal Services of Essex County Council, pursuant of section 47 of the Copyright, Designs and Patents Act 1988 ('the Act'). Unless the Act provides a relevent exception to copyright, the copy must not be copied without the prior permission of the copyright owner.



Tile Reference:

TL845 087



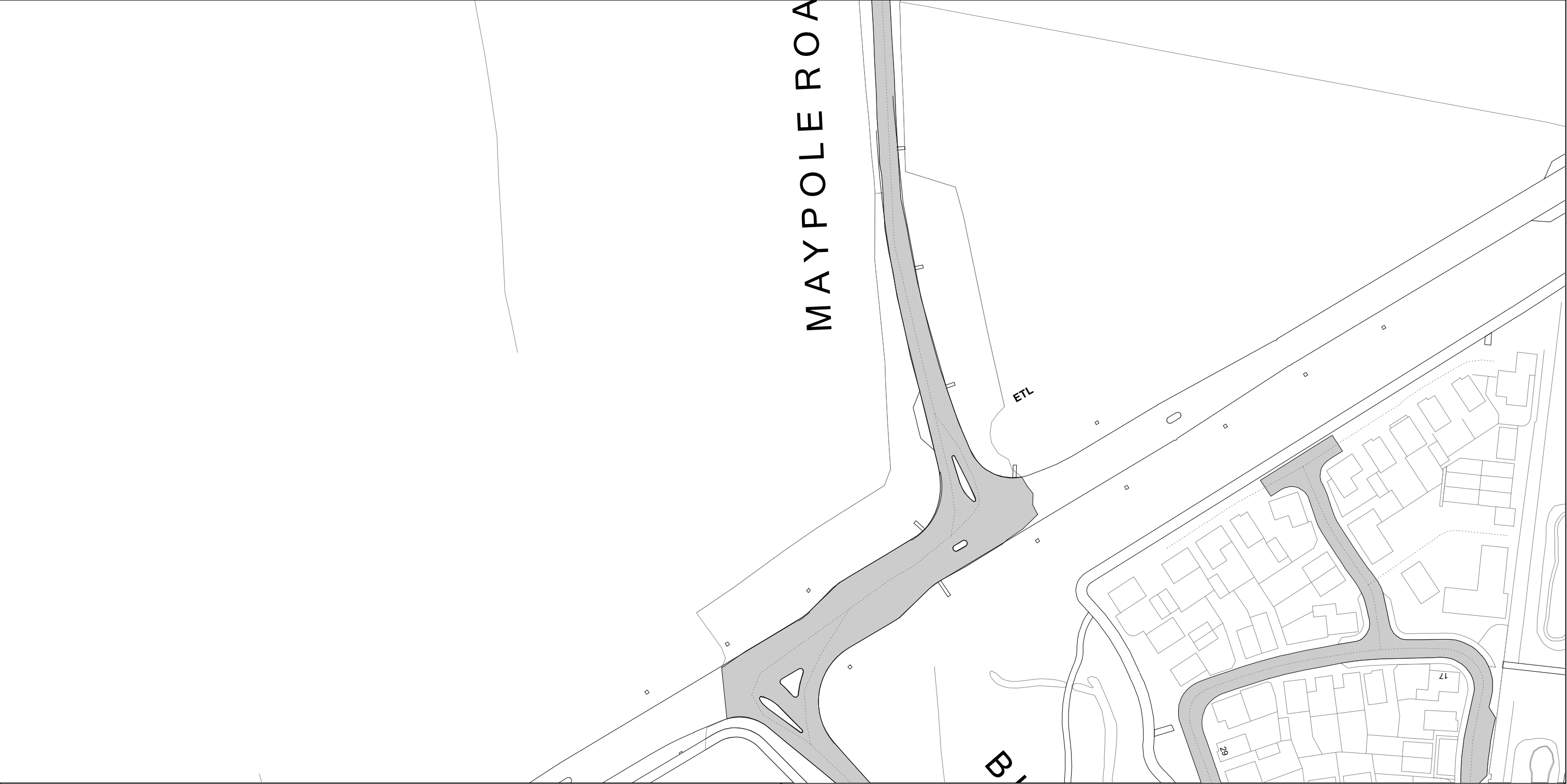
The South Essex Parking Partnership  
Civic Centre  
Duke Street  
Chelmsford  
CM1 1JE



Essex County Council  
County Hall  
Chelmsford  
Essex

Sheet Revision Number: 0

Sheet Active From: 16/12/2024



SEE STATIC MAP SCHEDULE LEGEND FOR RESTRICTIONS DISPLAYED



Scale - 1 : 1250 @ A3 0 Metres 100

Title - South Essex Partnership -Street Waiting, Loading and Parking Plans

Produced from Ordnance Survey 1:1250 mapping with permission of the Controller of Her Majesty's Stationary Office (c) Crown Copyright Licence No. OS AC0000823868. Unauthorised reproduction infringes Crown Copyright and may lead to prosecution or Civil Proceedings

This copy has been made by or with the authority of the Head of Legal Services of Essex County Council, pursuant of section 47 of the Copyright, Designs and Patents Act 1988 ('the Act'). Unless the Act provides a relevent exception to copyright, the copy must not be copied without the prior permission of the copyright owner.

**Tile Reference:**

TL845 090



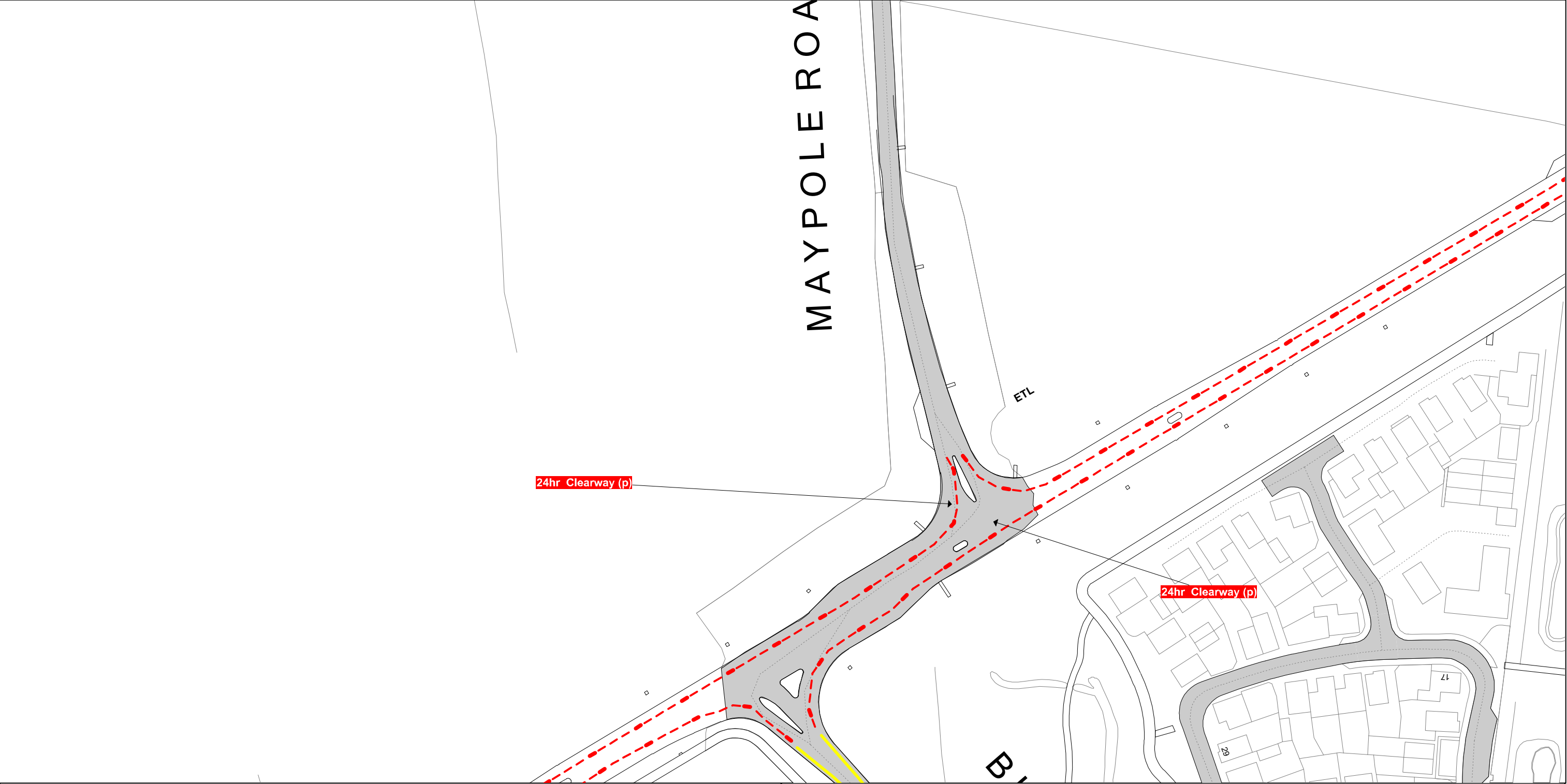
The South Essex Parking Partnership  
Civic Centre  
Duke Street  
Chelmsford  
CM1 1JE



Essex County Council  
County Hall  
Chelmsford  
Essex

Sheet Revision Number: 1

Sheet Active From: TBC



**SEE STATIC MAP SCHEDULE LEGEND FOR RESTRICTIONS DISPLAYED**



**Scale -** 1 : 1250 @ A3 0 Metres 100

**Title - South Essex Partnership -Street Waiting, Loading and Parking Plans**

Produced from Ordnance Survey 1:1250 mapping with permission of the Controller of Her Majesty's Stationary Office (c) Crown Copyright Licence No. OS AC0000823868. Unauthorised reproduction infringes Crown Copyright and may lead to prosecution or Civil Proceedings

This copy has been made by or with the authority of the Head of Legal Services of Essex County Council, pursuant of section 47 of the Copyright, Designs and Patents Act 1988 ('the Act'). Unless the Act provides a relevent exception to copyright, the copy must not be copied without the prior permission of the copyright owner.

**Title Reference:**

TL850 085



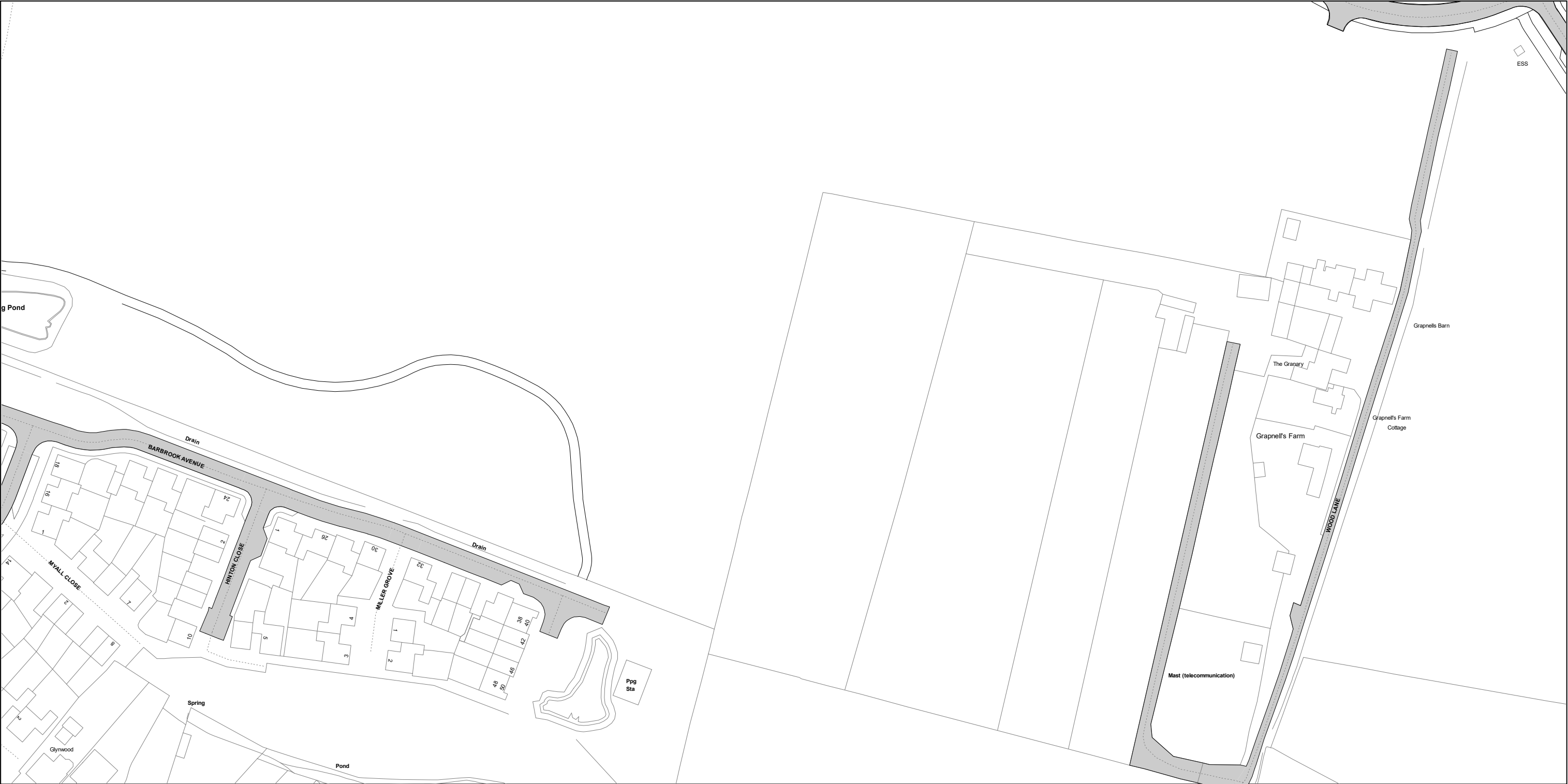
The South Essex Parking Partnership  
Civic Centre  
Duke Street  
Chelmsford  
CM1 1JE



Essex County Council  
County Hall  
Chelmsford  
Essex

Sheet Revision Number: 0

Sheet Active From: 16/12/2024



SEE STATIC MAP SCHEDULE LEGEND FOR RESTRICTIONS DISPLAYED



Scale - 1 : 1250 @ A3 0 Metres 100

Title - South Essex Partnership -Street Waiting, Loading and Parking Plans

Produced from Ordnance Survey 1:1250 mapping with permission of the Controller of Her Majesty's Stationary Office (c) Crown Copyright Licence No. OS AC0000823868. Unauthorised reproduction infringes Crown Copyright and may lead to prosecution or Civil Proceedings

This copy has been made by or with the authority of the Head of Legal Services of Essex County Council, pursuant of section 47 of the Copyright, Designs and Patents Act 1988 ('the Act'). Unless the Act provides a relevent exception to copyright, the copy must not be copied without the prior permission of the copyright owner.

**Title Reference:**

TL850 085



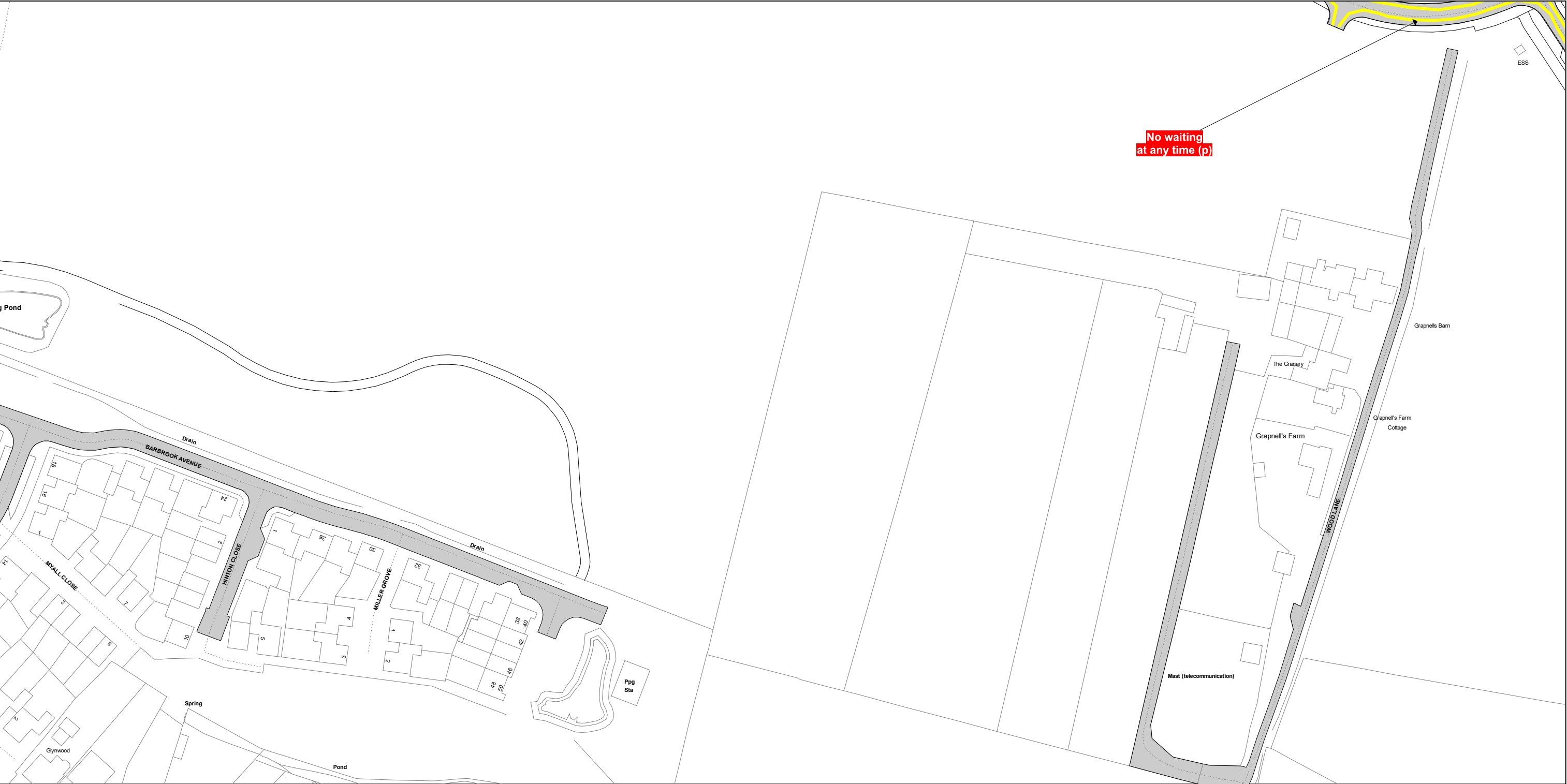
The South Essex Parking Partnership  
Civic Centre  
Duke Street  
Chelmsford  
CM1 1JE



Essex County Council  
County Hall  
Chelmsford  
Essex

Sheet Revision Number: 1

Sheet Active From: TBC



**SEE STATIC MAP SCHEDULE LEGEND FOR RESTRICTIONS DISPLAYED**



**Scale -** 1 : 1250 @ A3 0 Metres 100

**Title - South Essex Partnership -Street Waiting, Loading and Parking Plans**

Produced from Ordnance Survey 1:1250 mapping with permission of the Controller of Her Majesty's Stationary Office (c) Crown Copyright Licence No. OS AC0000823868. Unauthorised reproduction infringes Crown Copyright and may lead to prosecution or Civil Proceedings

This copy has been made by or with the authority of the Head of Legal Services of Essex County Council, pursuant of section 47 of the Copyright, Designs and Patents Act 1988 ('the Act'). Unless the Act provides a relevent exception to copyright, the copy must not be copied without the prior permission of the copyright owner.



Tile Reference:

TL850 087



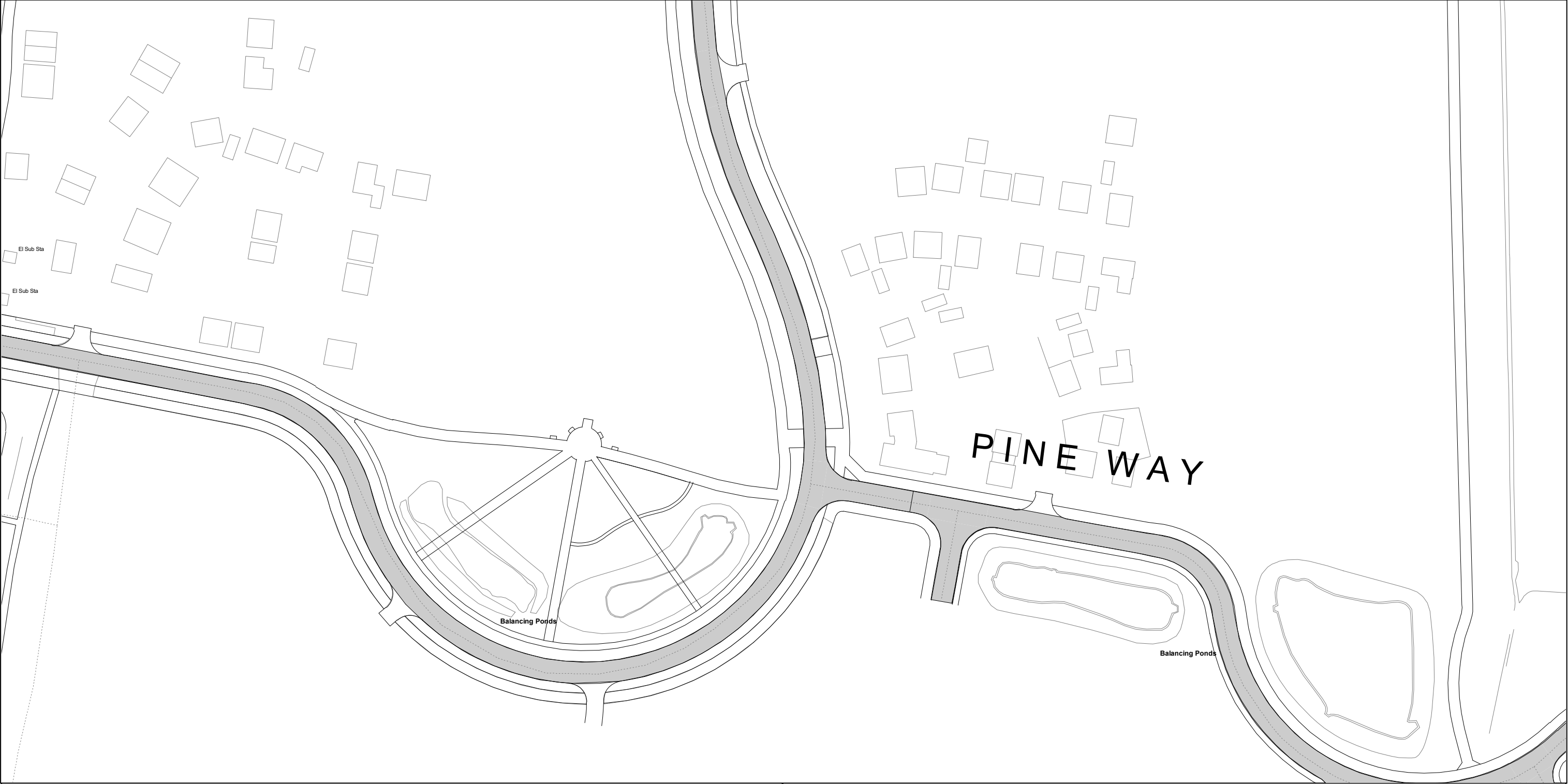
The South Essex Parking Partnership  
Civic Centre  
Duke Street  
Chelmsford  
CM1 1JE



Essex County Council  
County Hall  
Chelmsford  
Essex

Sheet Revision Number: 0

Sheet Active From: 16/12/2024



SEE STATIC MAP SCHEDULE LEGEND FOR RESTRICTIONS DISPLAYED



Scale - 1 : 1250 @ A3 0 Metres 100

Title - South Essex Partnership -Street Waiting, Loading and Parking Plans

Produced from Ordnance Survey 1:1250 mapping with permission of the Controller of Her Majesty's Stationary Office (c) Crown Copyright Licence No. OS AC0000823868. Unauthorised reproduction infringes Crown Copyright and may lead to prosecution or Civil Proceedings

This copy has been made by or with the authority of the Head of Legal Services of Essex County Council, pursuant of section 47 of the Copyright, Designs and Patents Act 1988 ('the Act'). Unless the Act provides a relevent exception to copyright, the copy must not be copied without the prior permission of the copyright owner.

Tile Reference:

TL850 087



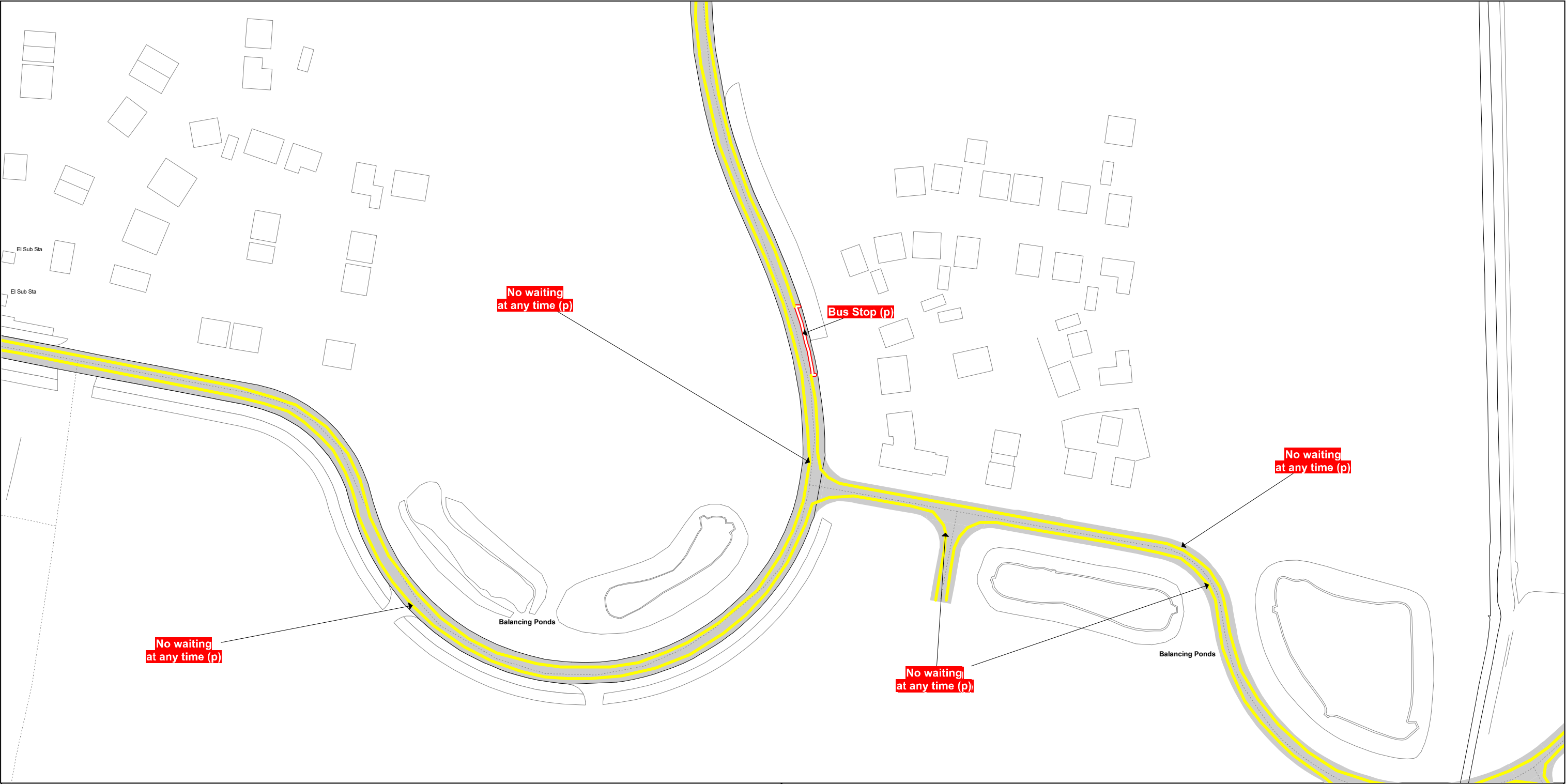
The South Essex Parking Partnership  
Civic Centre  
Duke Street  
Chelmsford  
CM1 1JE



Essex County Council  
County Hall  
Chelmsford  
Essex

Sheet Revision Number: 1

Sheet Active From: TBC



SEE STATIC MAP SCHEDULE LEGEND FOR RESTRICTIONS DISPLAYED



Scale - 1 : 1250 @ A3 0 Metres 100

Title - South Essex Partnership -Street Waiting, Loading and Parking Plans

Produced from Ordnance Survey 1:1250 mapping with permission of the Controller of Her Majesty's Stationary Office (c) Crown Copyright Licence No. OS AC0000823868. Unauthorised reproduction infringes Crown Copyright and may lead to prosecution or Civil Proceedings

This copy has been made by or with the authority of the Head of Legal Services of Essex County Council, pursuant of section 47 of the Copyright, Designs and Patents Act 1988 ('the Act'). Unless the Act provides a relevent exception to copyright, the copy must not be copied without the prior permission of the copyright owner.

**Tile Reference:**

TL850 090



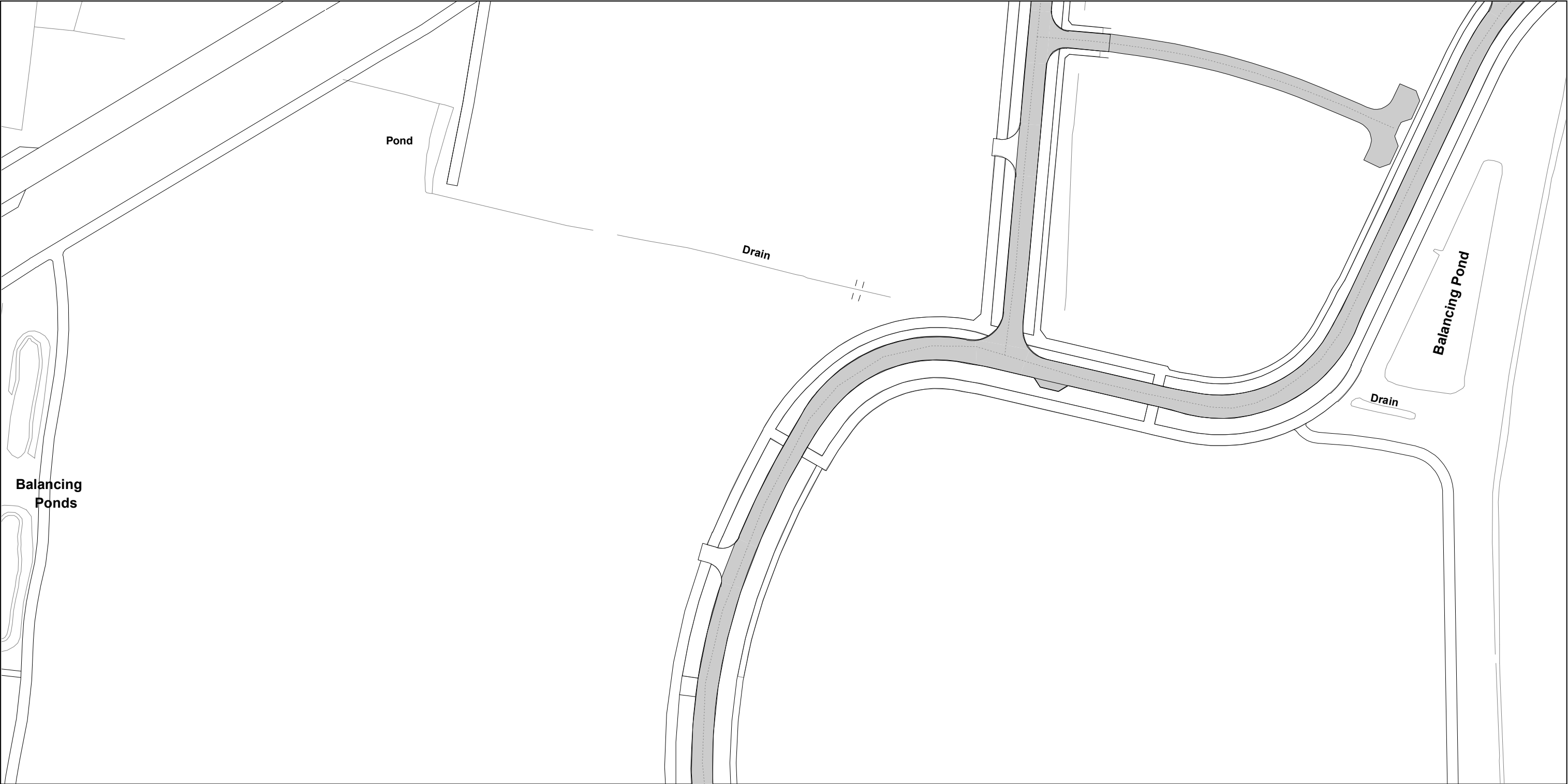
The South Essex Parking Partnership  
Civic Centre  
Duke Street  
Chelmsford  
CM1 1JE



Essex County Council  
County Hall  
Chelmsford  
Essex

Sheet Revision Number: 0

Sheet Active From: 16/12/2024



**SEE STATIC MAP SCHEDULE LEGEND FOR RESTRICTIONS DISPLAYED**



**Scale -** 1 : 1250 @ A3 0 Metres 100

**Title - South Essex Partnership -Street Waiting, Loading and Parking Plans**

Produced from Ordnance Survey 1:1250 mapping with permission of the Controller of Her Majesty's Stationary Office (c) Crown Copyright Licence No. OS AC0000823868. Unauthorised reproduction infringes Crown Copyright and may lead to prosecution or Civil Proceedings

This copy has been made by or with the authority of the Head of Legal Services of Essex County Council, pursuant of section 47 of the Copyright, Designs and Patents Act 1988 ('the Act'). Unless the Act provides a relevent exception to copyright, the copy must not be copied without the prior permission of the copyright owner.

Tile Reference:

TL850 090



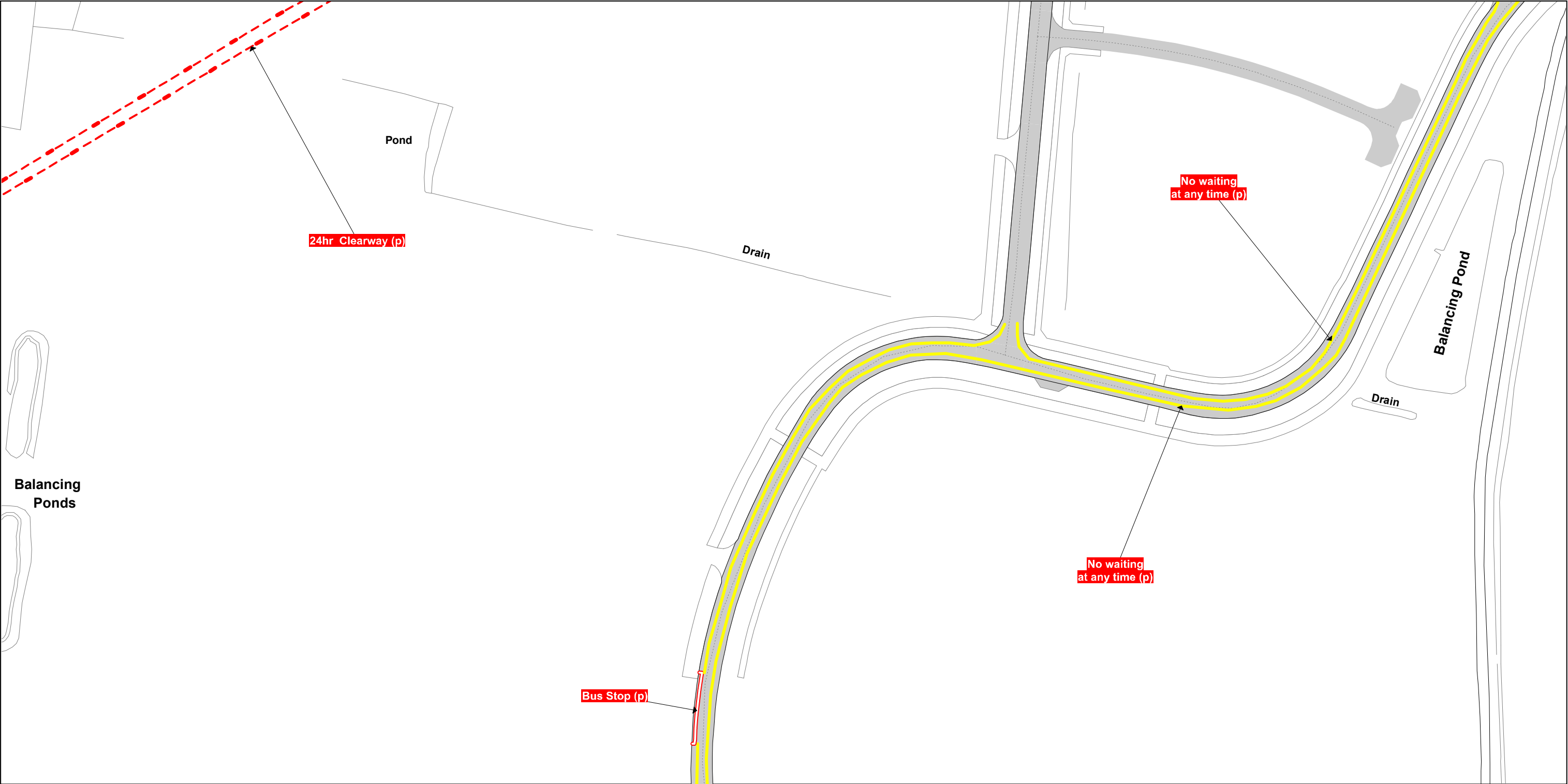
The South Essex Parking Partnership  
Civic Centre  
Duke Street  
Chelmsford  
CM1 1JE



Essex County Council  
County Hall  
Chelmsford  
Essex

Sheet Revision Number: 1

Sheet Active From: TBC



SEE STATIC MAP SCHEDULE LEGEND FOR RESTRICTIONS DISPLAYED



Scale - 1 : 1250 @ A3 0 Metres 100

Title - South Essex Partnership -Street Waiting, Loading and Parking Plans

Produced from Ordnance Survey 1:1250 mapping with permission of the Controller of Her Majesty's Stationary Office (c) Crown Copyright Licence No. OS AC0000823868. Unauthorised reproduction infringes Crown Copyright and may lead to prosecution or Civil Proceedings

This copy has been made by or with the authority of the Head of Legal Services of Essex County Council, pursuant of section 47 of the Copyright, Designs and Patents Act 1988 ('the Act'). Unless the Act provides a relevent exception to copyright, the copy must not be copied without the prior permission of the copyright owner.



**Tile Reference:**

TL850 090



The South Essex Parking Partnership  
Civic Centre  
Duke Street  
Chelmsford  
CM1 1JE



Essex County Council  
County Hall  
Chelmsford  
Essex

Sheet Revision Number: 0

Sheet Active From: 16/12/2024



**SEE STATIC MAP SCHEDULE LEGEND FOR RESTRICTIONS DISPLAYED**



**Scale -** 1 : 1250 @ A3 0 Metres 100

**Title - South Essex Partnership -Street Waiting, Loading and Parking Plans**

Produced from Ordnance Survey 1:1250 mapping with permission of the Controller of Her Majesty's Stationary Office (c) Crown Copyright Licence No. OS AC0000823868. Unauthorised reproduction infringes Crown Copyright and may lead to prosecution or Civil Proceedings

This copy has been made by or with the authority of the Head of Legal Services of Essex County Council, pursuant of section 47 of the Copyright, Designs and Patents Act 1988 ('the Act'). Unless the Act provides a relevent exception to copyright, the copy must not be copied without the prior permission of the copyright owner.

Tile Reference:

TL850 092



The South Essex Parking Partnership  
Civic Centre  
Duke Street  
Chelmsford  
CM1 1JE



Essex County Council  
County Hall  
Chelmsford  
Essex

Sheet Revision Number: 1

Sheet Active From: TBC



SEE STATIC MAP SCHEDULE LEGEND FOR RESTRICTIONS DISPLAYED

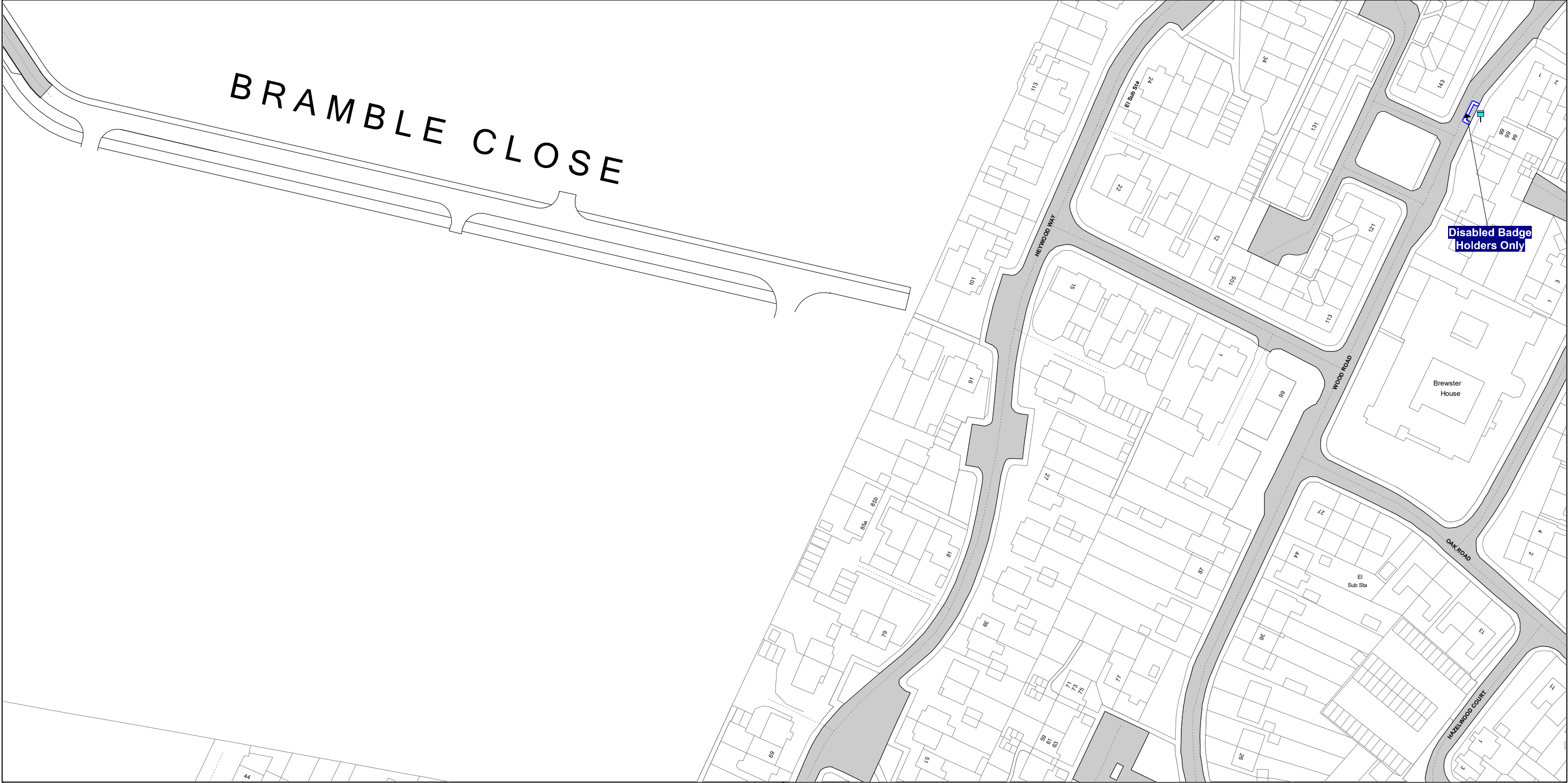


Scale - 1 : 1250 @ A3 0 Metres 100

Title - South Essex Partnership -Street Waiting, Loading and Parking Plans

Produced from Ordnance Survey 1:1250 mapping with permission of the Controller of Her Majesty's Stationary Office (c) Crown Copyright Licence No. OS AC0000823868. Unauthorised reproduction infringes Crown Copyright and may lead to prosecution or Civil Proceedings

This copy has been made by or with the authority of the Head of Legal Services of Essex County Council, pursuant of section 47 of the Copyright, Designs and Patents Act 1988 ('the Act'). Unless the Act provides a relevent exception to copyright, the copy must not be copied without the prior permission of the copyright owner.



SEE STATIC MAP SCHEDULE LEGEND FOR RESTRICTIONS DISPLAYED



Scale - 1 : 1250 @ A3 0 Metres 100

Title - South Essex Partnership -Street Waiting, Loading and Parking Plans

Produced from Ordnance Survey 1:1250 mapping with permission of the Controller of Her Majesty's Stationary Office (c) Crown Copyright Licence No. OS AC0000823868. Unauthorised reproduction infringes Crown Copyright and may lead to prosecution or Civil Proceedings

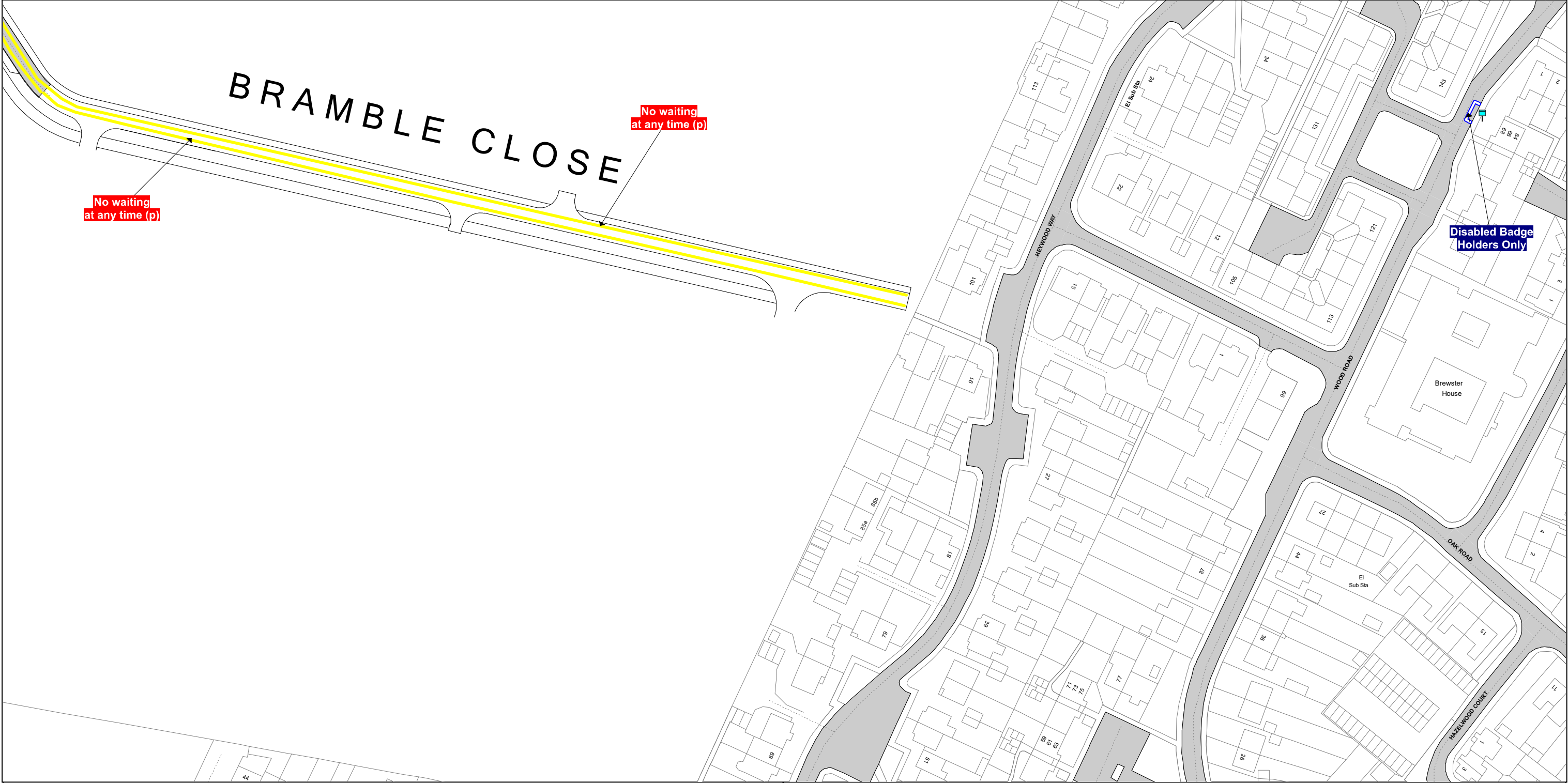
This copy has been made by or with the authority of the Head of Legal Services of Essex County Council, pursuant of section 47 of the Copyright, Designs and Patents Act 1988 ('the Act'). Unless the Act provides a relevent exception to copyright, the copy must not be copied without the prior permission of the copyright owner.



The South Essex Parking Partnership  
Civic Centre  
Duke Street  
Chelmsford  
CM1 1JE



Essex County Council  
County Hall  
Chelmsford  
Essex



SEE STATIC MAP SCHEDULE LEGEND FOR RESTRICTIONS DISPLAYED



Scale - 1 : 1250 @ A3 0 Metres 100

Title - South Essex Partnership -Street Waiting, Loading and Parking Plans

Produced from Ordnance Survey 1:1250 mapping with permission of the Controller of Her Majesty's Stationary Office (c) Crown Copyright Licence No. OS AC0000823868. Unauthorised reproduction infringes Crown Copyright and may lead to prosecution or Civil Proceedings

This copy has been made by or with the authority of the Head of Legal Services of Essex County Council, pursuant of section 47 of the Copyright, Designs and Patents Act 1988 ('the Act'). Unless the Act provides a relevent exception to copyright, the copy must not be copied without the prior permission of the copyright owner.



**Title Reference:**

TL855 087



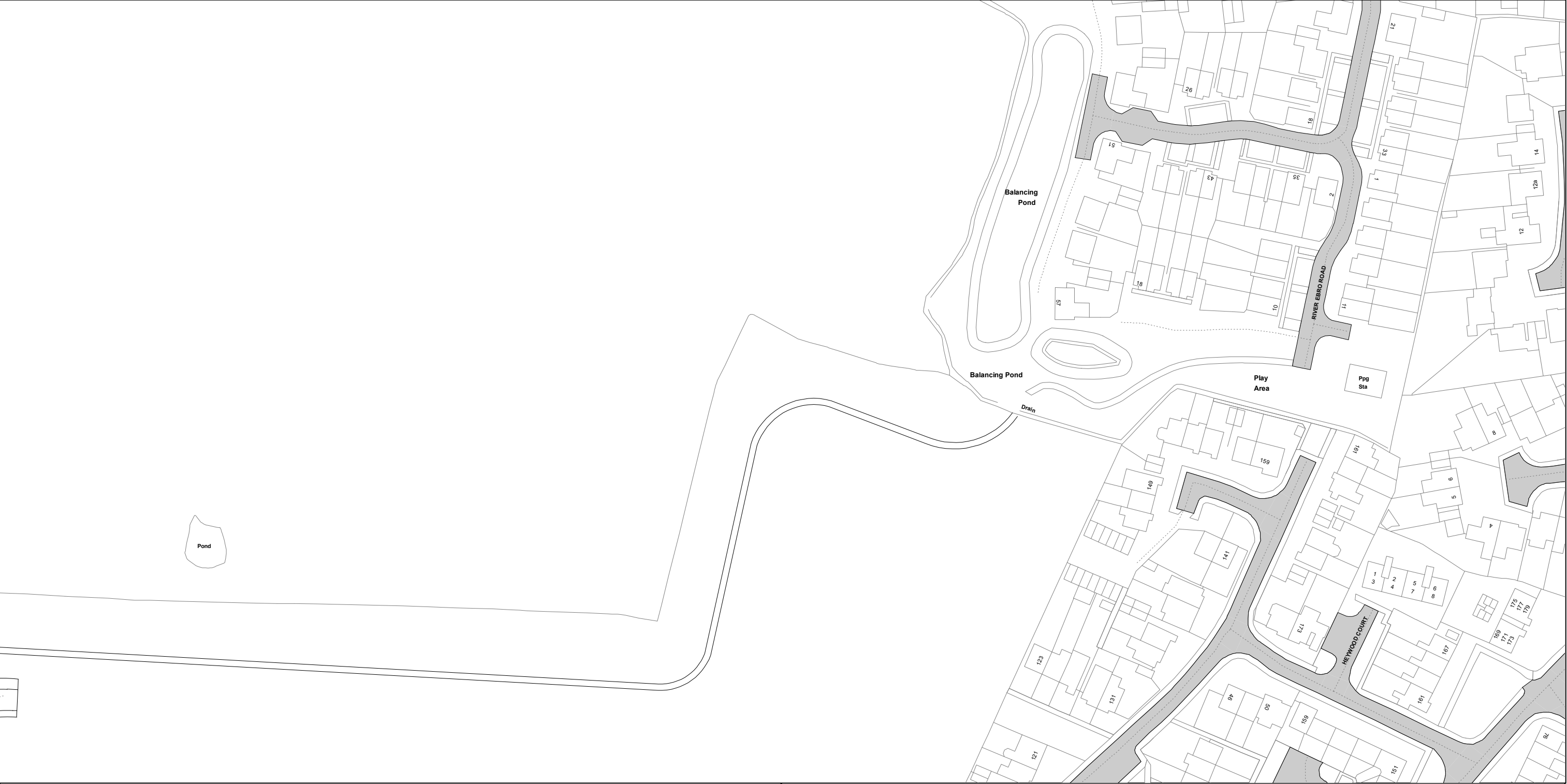
The South Essex Parking Partnership  
Civic Centre  
Duke Street  
Chelmsford  
CM1 1JE



Essex County Council  
County Hall  
Chelmsford  
Essex

Sheet Revision Number: 0

Sheet Active From: 16/12/2024



SEE STATIC MAP SCHEDULE LEGEND FOR RESTRICTIONS DISPLAYED



**Scale -** 1 : 1250 @ A3 0 Metres 100

**Title - South Essex Partnership -Street Waiting, Loading and Parking Plans**

Produced from Ordnance Survey 1:1250 mapping with permission of the Controller of Her Majesty's Stationary Office (c) Crown Copyright Licence No. OS AC0000823868. Unauthorised reproduction infringes Crown Copyright and may lead to prosecution or Civil Proceedings

This copy has been made by or with the authority of the Head of Legal Services of Essex County Council, pursuant of section 47 of the Copyright, Designs and Patents Act 1988 ('the Act'). Unless the Act provides a relevent exception to copyright, the copy must not be copied without the prior permission of the copyright owner.

Tile Reference:

TL855 087



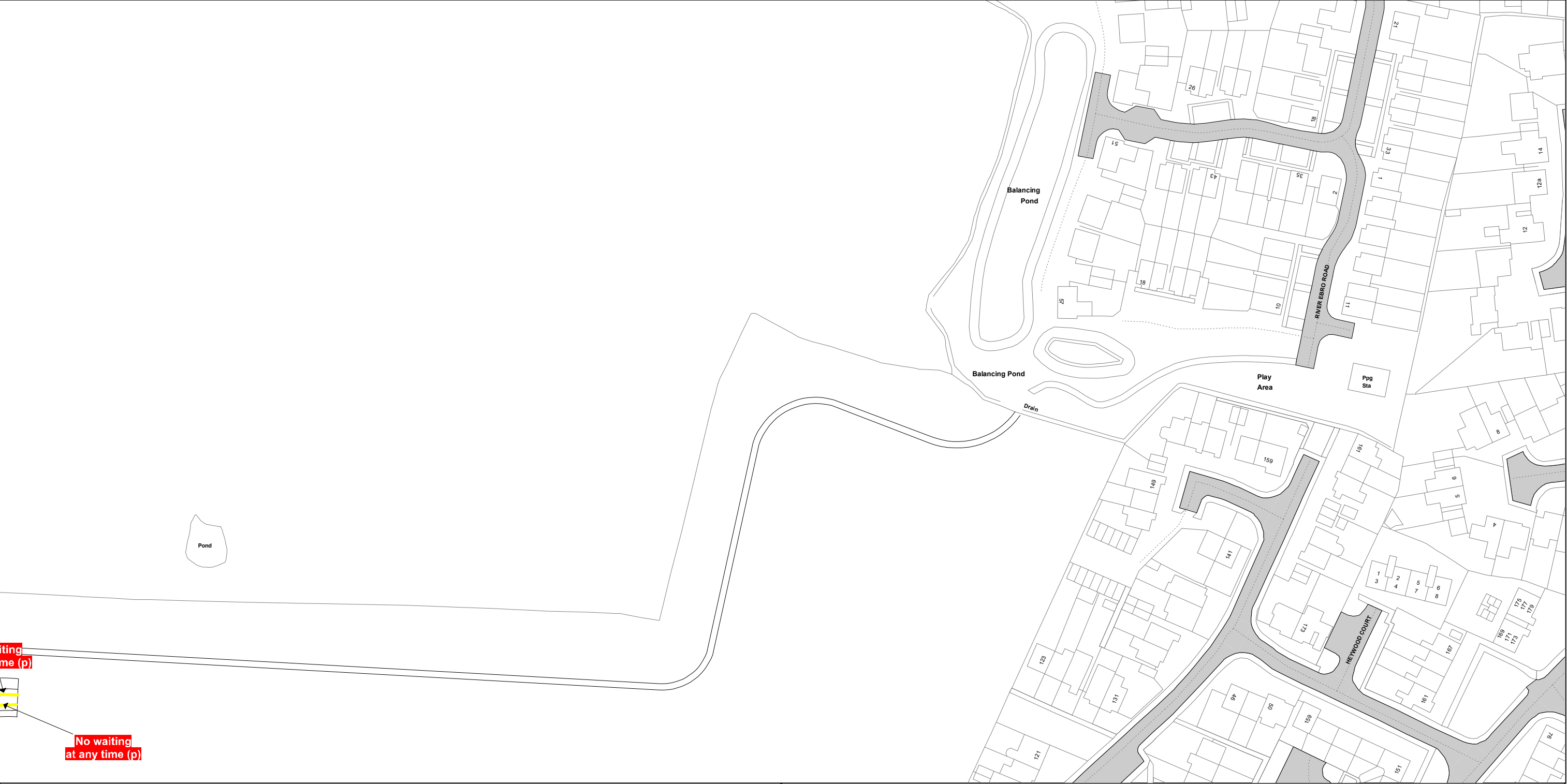
The South Essex Parking Partnership  
Civic Centre  
Duke Street  
Chelmsford  
CM1 1JE



Essex County Council  
County Hall  
Chelmsford  
Essex

Sheet Revision Number: 1

Sheet Active From: TBC



SEE STATIC MAP SCHEDULE LEGEND FOR RESTRICTIONS DISPLAYED



Scale - 1 : 1250 @ A3 0 Metres 100

Title - South Essex Partnership -Street Waiting, Loading and Parking Plans

Produced from Ordnance Survey 1:1250 mapping with permission of the Controller of Her Majesty's Stationary Office (c) Crown Copyright Licence No. OS AC0000823868. Unauthorised reproduction infringes Crown Copyright and may lead to prosecution or Civil Proceedings

This copy has been made by or with the authority of the Head of Legal Services of Essex County Council, pursuant of section 47 of the Copyright, Designs and Patents Act 1988 ('the Act'). Unless the Act provides a relevent exception to copyright, the copy must not be copied without the prior permission of the copyright owner.

Tile Reference:

TL855 092



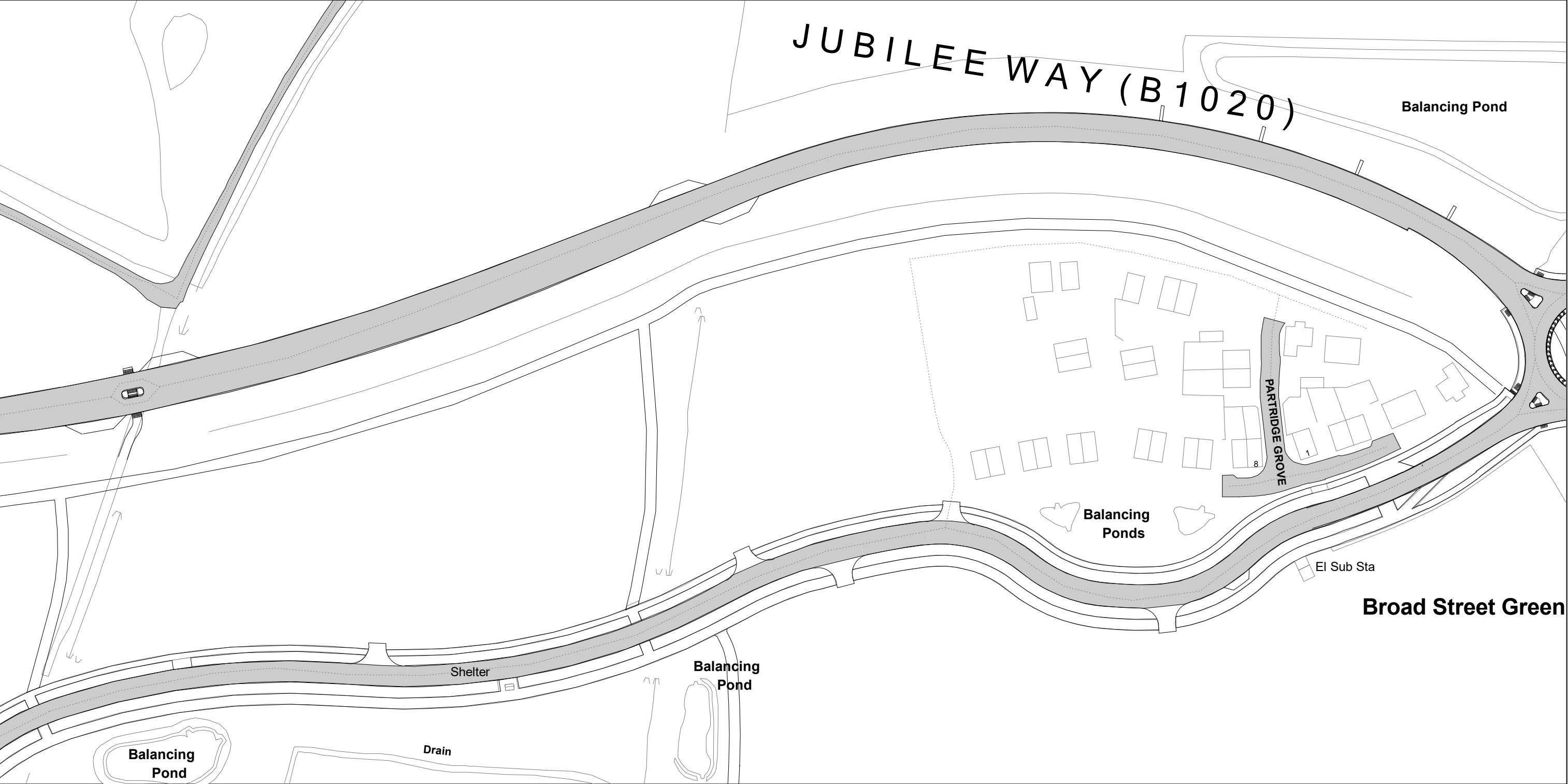
The South Essex Parking Partnership  
Civic Centre  
Duke Street  
Chelmsford  
CM1 1JE



Essex County Council  
County Hall  
Chelmsford  
Essex

Sheet Revision Number: 0

Sheet Active From: 16/12/2024



SEE STATIC MAP SCHEDULE LEGEND FOR RESTRICTIONS DISPLAYED

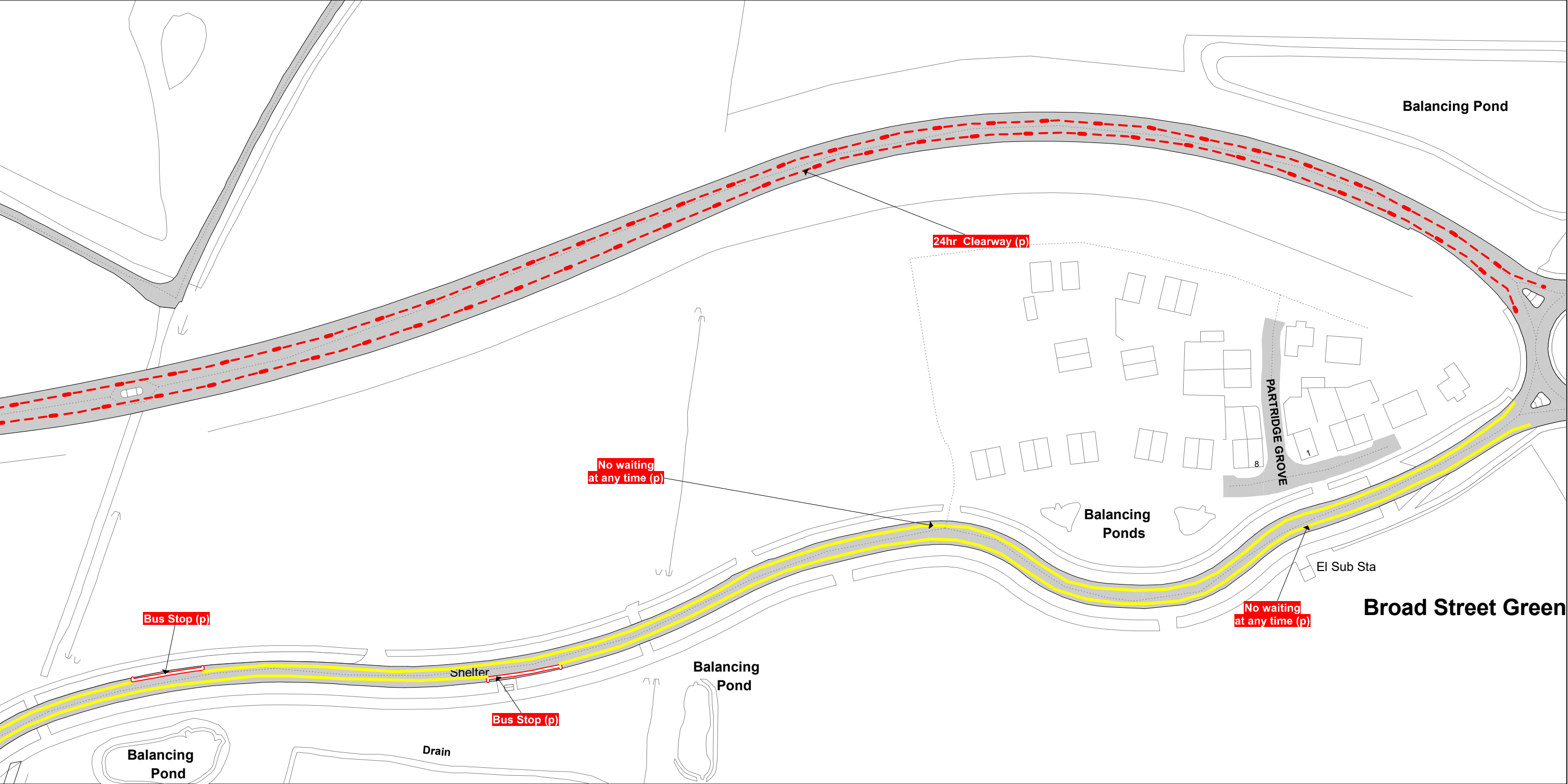


Scale - 1 : 1250 @ A3 0 Metres 100

Title - South Essex Partnership -Street Waiting, Loading and Parking Plans

Produced from Ordnance Survey 1:1250 mapping with permission of the Controller of Her Majesty's Stationary Office (c) Crown Copyright Licence No. OS AC0000823868. Unauthorised reproduction infringes Crown Copyright and may lead to prosecution or Civil Proceedings

This copy has been made by or with the authority of the Head of Legal Services of Essex County Council, pursuant of section 47 of the Copyright, Designs and Patents Act 1988 ('the Act'). Unless the Act provides a relevent exception to copyright, the copy must not be copied without the prior permission of the copyright owner.



SEE STATIC MAP SCHEDULE LEGEND FOR RESTRICTIONS DISPLAYED



Scale - 1 : 1250 @ A3 0 Metres 100

Title - South Essex Partnership -Street Waiting, Loading and Parking Plans

Produced from Ordnance Survey 1:1250 mapping with permission of the Controller of Her Majesty's Stationary Office (c) Crown Copyright Licence No. OS AC0000823868. Unauthorised reproduction infringes Crown Copyright and may lead to prosecution or Civil Proceedings

















This copy has been made by or with the authority of the Head of Legal Services of Essex County Council, pursuant of section 47 of the Copyright, Designs and Patents Act 1988 ('the Act'). Unless the Act provides a relevent exception to copyright, the copy must not be copied without the prior permission of the copyright owner.










## STATIC MAP SCHEDULE LEGEND

Orders, Non-Orders  
Schedule shading patterns and restriction descriptions  
Map Grid: Static Map Schedules

### Order Types

	24hr Clearway
	Car Club Parking Place
	Disabled Badge Holders Parking
	Electric Vehicle Charging Place
	Entrance Marking (Mandatory)
	Limited Waiting
	Loading Place
	Motorcycle Parking Place
	No Loading
	No Loading At Any Time
	No Waiting
	No Waiting At Any Time
	Other Bay
	Payment Parking Place
	Pedestrian Zone
	Permit Parking Area

	Permit Parking Place
	Prohibition of Verge Parking
	Residents Parking Place
	Restricted Parking Zone
	Shared Use Parking Place
	Taxi Rank
	Urban Clearway

### Non-Order Types

	Advisory Bay
	Advisory Disabled Bay
	Bus Stand
	Bus Stop
	Highways England Trunk Road
	Keep Clear Entrance Marking (advisory)
	Pedestrian Crossing
	Unrestricted Bay