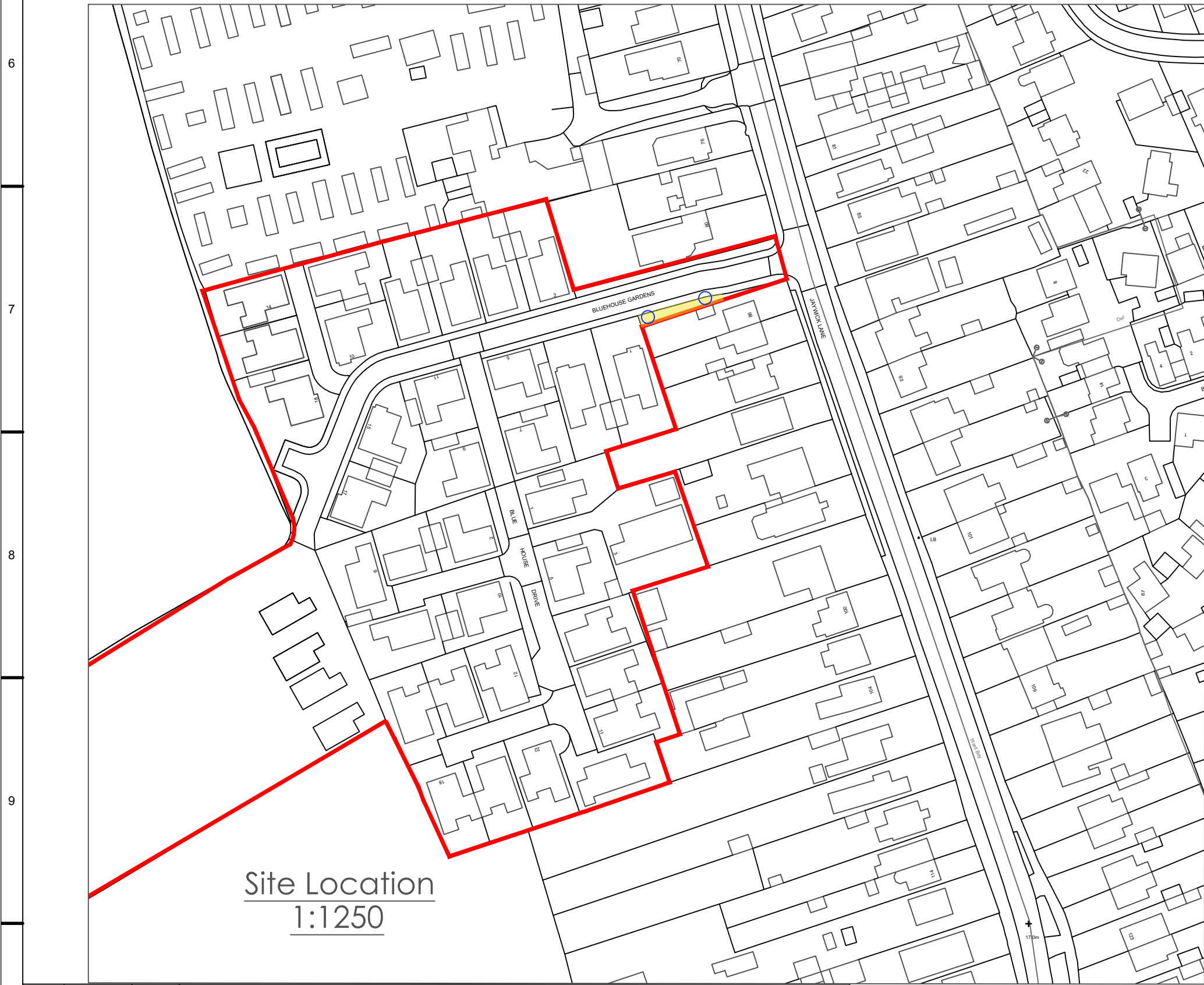


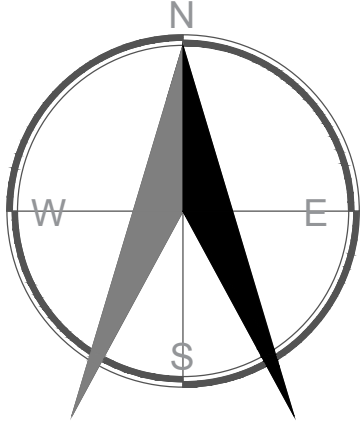
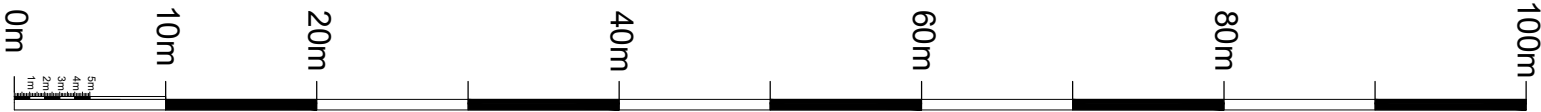
PROJECT	
Drawing No.	A1 Sheet

Drawing Notes:-

- Site Boundary
- Area of 20mph TTRO
- 20mph roundel road marking
- 20mph Speed Zone (DIAG 674)
- Speed Sign - Zone Ends (DIAG 675A)
- Traffic Calming Speed Cushions (FOLO ECC-SD-700-007)
- Tactile Paving
- Road Name / Sign Post
- Distance Marker



F			
E			
D			
C	13/03/25	SRJ	Minor Updates
B	14/02/25	SRJ	Private drives and roads added - dimensions updated
A	27/01/25	SRJ	20mph Roundels added - Distance between features added (shown in meters).
Rev.	Date	Initials	Details Of Revision



C.E.B.A.S.S. CIVIL ENGINEERING BUILDING AND SURVEYING SERVICES 13 Cliff Road Holland on sea Essex, CO155QQ. Tel:01255 814174 Email: Djackaman@gmail.com			
PROJECT NAME	Essex Highways - TRO (20mph)		
SITE ADDRESS	Bluehouse Gardens Jaywick Lane, Clacton on sea, Essex, CO16 8BB		
Project No.	10/17-07	Drawing No.	10.17.07-103-C
Drawn	SRJ	Checked	Approved
Date	19th March 2025	Scale	1:500
Sheet 1 of 1			A1