

Tile Reference:

TQ630 887




The South Essex Parking Partnership
Civic Centre
Duke Street
Chelmsford
CM1 1JE



Essex County Council
County Hall
Chelmsford
Essex

Sheet Revision Number: 0

Sheet Active From: 12/11/2019



SEE STATIC MAP SCHEDULE LEGEND FOR RESTRICTIONS DISPLAYED



Scale - 1 : 1250 @ A3 0 Metres 100

Title - South Essex Partnership -Street Waiting, Loading and Parking Plans

Produced from Ordnance Survey 1:1250 mapping with permission of the Controller of Her Majesty's Stationary Office (c) Crown Copyright Licence No. 100019602
Unauthorised reproduction infringes Crown Copyright and may lead to prosecution or Civil Proceedings

This copy has been made by or with the authority of the Head of Legal Services of Essex County Council, pursuant of section 47 of the Copyright, Designs and Patents Act 1988 ('the Act'). Unless the Act provides a relevent exception to copyright, the copy must not be copied without the prior permission of the copyright owner.

Tile Reference:

TQ630 887




The South Essex Parking Partnership
Civic Centre
Duke Street
Chelmsford
CM1 1JE



Essex County Council
County Hall
Chelmsford
Essex

Sheet Revision Number: 1

Sheet Active From: TBC



SEE STATIC MAP SCHEDULE LEGEND FOR RESTRICTIONS DISPLAYED



Scale - 1 : 1250 @ A3 0 Metres 100

Title - South Essex Partnership -Street Waiting, Loading and Parking Plans

Produced from Ordnance Survey 1:1250 mapping with permission of the Controller of Her Majesty's Stationary Office (c) Crown Copyright Licence No. 100019602
Unauthorised reproduction infringes Crown Copyright and may lead to prosecution or Civil Proceedings

This copy has been made by or with the authority of the Head of Legal Services of Essex County Council, pursuant of section 47 of the Copyright, Designs and Patents Act 1988 ('the Act'). Unless the Act provides a relevent exception to copyright, the copy must not be copied without the prior permission of the copyright owner.

Tile Reference:

TQ630 890



The South Essex Parking Partnership
Civic Centre
Duke Street
Chelmsford
CM1 1JE



Essex County Council
County Hall
Chelmsford
Essex

Sheet Revision Number: 0

Sheet Active From: 12/11/2019



SEE STATIC MAP SCHEDULE LEGEND FOR RESTRICTIONS DISPLAYED



NORTH

Scale - 1 : 1250 @ A3 0 Metres 100

Title - South Essex Partnership -Street Waiting, Loading and Parking Plans

Produced from Ordnance Survey 1:1250 mapping with permission of the Controller of Her Majesty's Stationary Office (c) Crown Copyright Licence No. 100019602
Unauthorised reproduction infringes Crown Copyright and may lead to prosecution or Civil Proceedings

This copy has been made by or with the authority of the Head of Legal Services of Essex County Council, pursuant of section 47 of the Copyright, Designs and Patents Act 1988 ('the Act'). Unless the Act provides a relevent exception to copyright, the copy must not be copied without the prior permission of the copyright owner.

Tile Reference:

TQ630 890



The South Essex Parking Partnership
Civic Centre
Duke Street
Chelmsford
CM1 1JE



Essex County Council
County Hall
Chelmsford
Essex

Sheet Revision Number: 1

Sheet Active From: TBC



SEE STATIC MAP SCHEDULE LEGEND FOR RESTRICTIONS DISPLAYED



Scale - 1 : 1250 @ A3 0 Metres 100

















Title - South Essex Partnership -Street Waiting, Loading and Parking Plans








Produced from Ordnance Survey 1:1250 mapping with permission of the Controller of Her Majesty's Stationary Office (c) Crown Copyright Licence No. 100019602
Unauthorised reproduction infringes Crown Copyright and may lead to prosecution or Civil Proceedings
This copy has been made by or with the authority of the Head of Legal Services of Essex County Council, pursuant of section 47 of the Copyright, Designs and Patents Act 1988 ('the Act'). Unless the Act provides a relevent exception to copyright, the copy must not be copied without the prior permission of the copyright owner.

STATIC MAP SCHEDULE LEGEND









Orders, Non-Orders
Schedule shading patterns and restriction descriptions
Map Grid: Static Map Schedules

Order Types

	24hr Clearway
	Car Club Parking Place
	Disabled Badge Holders Parking
	Electric Vehicle Charging Place
	Entrance Marking (Mandatory)
	Limited Waiting
	Loading Place
	Motorcycle Parking Place
	No Loading
	No Loading At Any Time
	No Waiting
	No Waiting At Any Time
	Other Bay
	Payment Parking Place
	Pedestrian Zone
	Permit Parking Area

	Permit Parking Place
	Prohibition of Verge Parking
	Residents Parking Place
	Restricted Parking Zone
	Shared Use Parking Place
	Taxi Rank
	Urban Clearway

Non-Order Types

	Advisory Bay
	Advisory Disabled Bay
	Bus Stand
	Bus Stop
	Highways England Trunk Road
	Keep Clear Entrance Marking (advisory)
	Pedestrian Crossing
	Unrestricted Bay