

#### Notes

Do not scale from this drawing. Use figured dimensions only. Figured dimensions are all in millimetres. All levels are in metres.

The contractor is to check and verify all building and site dimensions, levels and sewer invert levels at connection points before works start. The architect must be informed of any discrepancy.


Where building components are described in the specification as contractor designed, "construction" information relating to those components on this drawing represents design intent only.


This drawing is to be read and checked in conjunction with engineer's and other specialists' drawings and specifications.

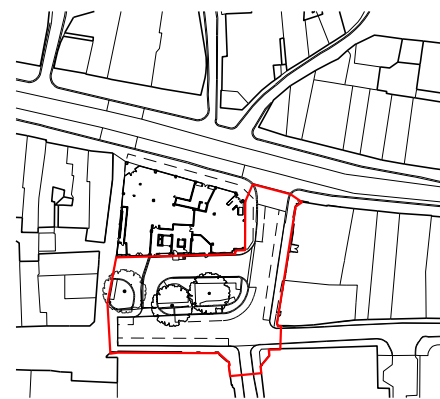

This drawing is to be read and checked in conjunction with architect's specifications and schedules.

The drawing and works depicted are the copyright of this practice and may not be reproduced except by written permission.

This drawing must be printed in colour.

 Proposed time restricted loading bays. Loading bay accessible from 7am until 10:00am

 Road subject to one-way order



Key plan (existing 1:2000)

## St Nicholas

Proposed Plan  
169\_HAT\_GA\_110

Status: Information  
Revision: B  
Date: 01/02/2021  
Scale: 1:200@A3

## HAT Projects

Trinity Works, 24 Trinty Street,  
Colchester, Essex, CO1 1JN  
T 01206 766 585  
StNicholas@hatprojects.com